

ENISO Basic Data

Grade	Total number
Grade A	24
Full Professor	19
Associate professor	5
Grade B	59
Assistant professor	54
Assistant	5

83	Total number of the academic staff
3	Total number of women Grade A
21	Total number of men Grade A
21	Total number of women Grade B
38	Total number of men Grade B

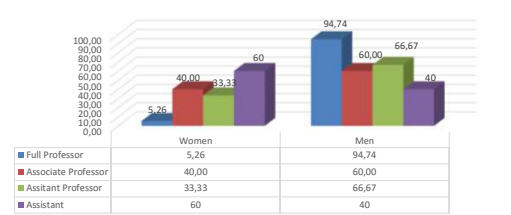
Total pourcentage Women	28,92
Women Grade A %	12,50
Women Grade B %	35,59

Total percentage of Men	71,08
Men Grade A %	87,50
Men Grade B %	64,41

Gender/Grades	Full Professor	Associate Professor	Asitant Professor	Assistant
Women	5,26	40,00	33,33	60
Men	94,74	60,00	66,67	40

	Heads of Departments	Scientific council members
Women	33,33	9,09
Men	66,67	90,91

Academic gender evolution at the National Engineering School of Sousse



Leadership positions at the National Engineering School of Sousse



Grade	Total number	Men	Women
Grade A	24		
Full Professor	19	18	1
Associate professor	5	3	2
Grade B	59		
Assistant Professor	54	36	18
Assistant	5	2	3

Full Professor across Departments	Advanced Mechanics	Electronics	Computer Science	
Men	8	4	6	18
Women	0	1	0	1

Associate Professor Departments	Advanced Mechanics	Electronics	Computer Science	
Men	2	1	0	3
Women	0	1	1	2

Asitant Professor across departments	Advanced Mechanics	Electronics	Computer Science	
Men	8	14	14	36
Women	1	9	8	18

Assitant across departments	Advanced Mechanics	Electronics	Computer Science	
Men	1	0	1	2
Women	0	1	2	3
				83

FAHSS Basic Data

Grade	Total number
Grade A	42
Full Professor	21
Associate professor	21
Grade B	129
Assistant professor	104
Assistant	25

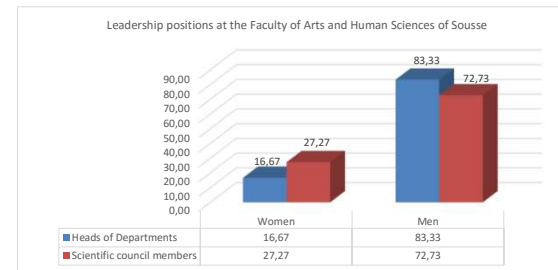
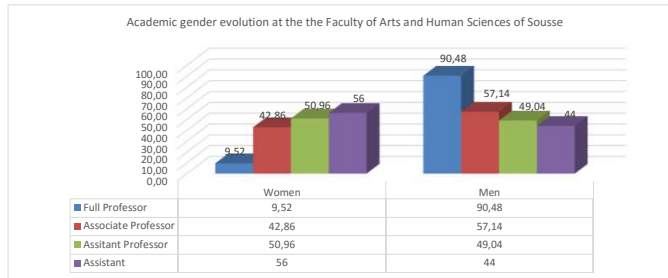
171	Total number of the academic staff
11	Total number of women Grade A
31	Total number of men Grade A
67	Total number of women Grade B
62	Total number of men Grade B

Total pourcentage Wome	45,61
Women Grade A %	26,19
Women Grade B %	51,94

Total percentage of Men	54,39
Men Grade A %	73,81
Men Grade B %	48,06

Gender/Grades	Full Professor	Associate Professor	Assitant Professor	Assistant
Women	9,52	42,86	50,96	56
Men	90,48	57,14	49,04	44

	Heads of Departments	Scientific council members
Women	16,67	27,27
Men	83,33	72,73



Grade	Total number	Men	Women
Grade A	42		
Full Professor	21	19	2
Associate professor	21	12	9
Grade B	129		
Assistant Professor	104	51	53
Assistant	25	11	14

Full Professor across Departments	Arab department	History department	French department	Geography department	Anthropology department	English department	
Men	7	5	2	2	2	1	19
Women	0	0	1	0	0	1	2

Associate Professor Departments	Arab department	History department	French department	Geography department	Anthropology department	English department	
Men	1	3	2	3	0	3	12
Women	4	2	3	0	0	0	9

Assitant Professor across departments	Arab department	History department	French department	Geography department	Anthropology department	English department	
Men	12	6	6	12	3	12	51
Women	4	5	23	4	4	13	53

Assitant across departments	Arab department	History department	French department	Geography department	Anthropology department	English department	
Men	3	0	2	3	0	3	11
Women	2	2	4	1	1	4	14